

**AUDITED STATEMENTS 17-18**  
**SAINTGITS COLLEGE OF APPLIED SCIENCES**

**MAR GREGORIOS EDUCATIONAL SOCIETY**

Rgd. Office - IIIrd Floor, Unity Buildings

K.K.Road, Kottayam - 686002

**Balance Sheet as at 31.03.2018**


Previous year Liabilities as at 31-Mar-2017		Current year Liabilities as at 31-Mar-2018		Previous year Assets as at 31-Mar-2017		Current year Assets as at 31-Mar-2018	
5,36,67,600.00			5,36,67,600.00	52,12,32,314.82			59,39,03,695.40
	1,64,00,000.00	Members Capital Account	1,64,00,000.00		52,12,32,314.82	As per Schedule -4	59,39,03,695.40
	3,02,67,600.00	Members Contribution	3,02,67,600.00				
	70,00,000.00	Corpus Fund Contribution	70,00,000.00				
14,85,06,292.91		<b>Reserves and Surplus</b>	<b>15,05,21,655.97</b>	5,77,85,590.50		<b>Capital Work in Progress</b>	<b>1,32,39,578.40</b>
	59,25,000.00	Development Fund	59,25,000.00		5,77,85,590.50	As per Schedule -5	1,32,39,578.40
		Excess of income over Exp					
	13,99,89,462.38	Carried forward from the previous year	14,25,81,292.91	0.00		<b>Investments</b>	<b>0.00</b>
	25,91,830.53	Add : Excess for the year	20,15,363.06		0.00	As per Schedule -6	0.00
	14,25,81,292.91		14,45,96,655.97				
				4,64,69,517.22		<b>Current Assets</b>	<b>6,28,52,540.72</b>
25,05,36,873.68		<b>Secured Loan</b>	<b>23,58,76,155.28</b>		4,64,69,517.22	As per Schedule -7	6,28,52,540.72
	25,05,36,873.68	As per Schedule -1	23,58,76,155.28				
4,79,44,554.00		<b>Unsecured Loan</b>	<b>11,25,97,560.00</b>				
	4,79,44,554.00	As per Schedule -2	11,25,97,560.00				
12,71,79,646.54		<b>Current Liabilities</b>	<b>12,59,23,705.67</b>	23,47,544.59		<b>Loans and Advances</b>	<b>85,90,862.40</b>
	12,71,79,646.54	As per Schedule -3	12,59,23,705.67		23,47,544.59	As per Schedule -8	85,90,862.40
62,78,34,967.13			67,85,86,676.92	62,78,34,967.13			67,85,86,676.92

**For MAR GREGORIOS EDUCATIONAL SOCIETY**

For Mar Gregorios Educational Society

*Joseph Mor Gregorios*  
President

Joseph Mor Gregorios  
President



**For MAR GREGORIOS EDUCATIONAL SOCIETY**

*Punnoose George*  
SECRETARY

Punnoose George  
Secretary

*Oommen Varghese*  
TREASURER

Oommen Varghese  
Treasurer

In terms of my report of even date



Kottayam  
05.07.2018

*Sony Mathew B.Com.*  
Sony Mathew B.Com., F.C.A.  
Chartered Accountant




**SAINTGITS College of Applied Sciences**

**Income & Expenditure Statement**

1-Apr-2017 to 31-Mar-2018

Previous year Expenses 1-Apr-2016 to 31-Mar-2017		Current Year Expenses 1-Apr-2017 to 31-Mar-2018		Previous year Income 1-Apr-2016 to 31-Mar-2017		Current Year Income 1-Apr-2017 to 31-Mar-2018	
Particulars		Particulars		Particulars		Particulars	
11745547.00	001 Salaries and Wages	12484810.00	12484810.00	8286.00	004 Interest and Dividend		21693.00
11695230.00	Staff Salary	12484810.00		8286.00	Interest Received	21693.00	
50317.00	Staff Welfare						
5992243.00	002 Student Related Expenses	8841653.55	8841653.55	22937566.00	007 Tuition Fee Collected		24817857.00
1730100.00	Add on Course Exp	3303280.00		22914366.00	Tution Fees	24817857.00	
151260.00	Magazine & Diary Exp			23200.00	Application Form Fee		
67226.00	Misc Expenses	78530.00					
288446.00	News Paper & Periodicals-Students-Exp	198552.00		23974.00	008 Other Income		39413.00
1618328.00	Uniform Charges Paid	1576772.00		6000.00	Course Discontinuation Charges Rcd		
1460034.00	University Related Exp	1764550.00		5860.00	Photostat Charges Received	2670.00	
62007.00	Arts Fest Expenses	70057.00		12114.00	Sale of Old News Papers Etc.	36743.00	
2100.00	College N.S.S Expenses	22489.00					
	Gits-Blitz 2017 Expenses	343477.00		13520940	009 Student Exp Related Collections		18295088.95
4600.00	Induction Programme Exp.	65920.00		4165750.00	01 Special Curiculam Fees	4548200.00	
26208.00	Junior Gits-Blitz Exp	29978.00		2376400.00	02 Consumable Charges	0.00	
248000.00	Merit Cum Means Scholarship	917514.00		365650.00	03 Magazine & Diary Charges Collected	0.00	
	M S Excel Certification (Enbridge)Exam Expense	80000.00		1986500.00	04 Misc Collections	756973.95	
	Organic Farming	118766.55		564500.00	05 Orientation Charges		
324122.00	ORIENTATION PROGRAMME EXPENSES	271768.00		1860165.00	05 Uniform Charges Collected	1984335.00	
9812.00	Walk with Scholar Programme Expenses			1324290.00	06 University Related Collections	1333235.00	
1461439.4	003 Repairs and Maintenance	954351.88	954351.88	160025.00	07 Arts Club Subscriptions		
1455661.90	Repairs to Building and Others	947901.88		161660.00	08 Fine	56910.00	
5777.50	Gardening Expenses	6450.00		319900.00	08 News Paper & Periodical Subscription -Rct		
430388.00	004 Electricity and Power Generation Charges	448290.00	448290.00	137100.00	Association Activities		
430388.00	Electricity Charges	448290.00		99000.00	Industrial Visit		
1778620.98	005 Administrative Exp	1826247.79	1826247.79		Other Fees	9613435.00	
49987.00	Books and Periodicals	45833.00					
285565.50	Other Administrative Exp	314517.75					
7503.00	Postage Telephone	4953.00					
876716.00	Printing and Stationary	805723.00					
59099.48	Travelling Expence	72556.04					
	Marketing Expenses	30343.00					
494150.00	Security Charges	547200					
	Unloading Charges	5122.00					
5600.00	Webpage Designing						
23452.50	006 Interest and Bank Charges	43618.14	43618.14				
23452.50	Bank Charges	43618.14					
6509969.72	007 Depreciation Account-Group	6259130.32	6259130.32				
6509969.72	Depreciation A/c	6259130.32					
8549105.40	Excess of Income over Expenditure	12315950.27	12315950.27				
36490766.00	Total	43174051.95	43174051.95	36490766.00	Total	43174051.95	43174051.95




For Mar Gregorios Educational Society  
 Joseph Mor Gregorios  
 President

Punnoose George  
 Secretary

Omman Varghese  
 Treasurer

In terms of my report of even date  
 Kottayam  
 05.07.2018



Sony Mathew B.Com., F.C.A.  
 Chartered Accountant

**SAINTGITS COLLEGE OF APPLIED SCIENCES**  
**KOTTUKULAM HILLS, PATHAMUTTOM, KOTTAYAM**  
**STATEMENT OF FIXED ASSETS 31.03.2018**

Name of Assets	At Cost	Dep Upto 31.3.2017	W.D.V as on 31.03.17	Additions		Sale	Total	Rate	Depreciation	W.D.V as on
				Before	After					31.03.18
BUILDING	67774590.61	20451554.85	47323035.76	257900.00	37380.50		47618316.26	10	4759962.61	42858353.65
COMPUTER	6831303.50	5829835.86	1001467.64				1001467.64	60	600880.58	400587.06
FURNITURE & FIXTURES	5538028.68	1763529.46	3774499.22	0.00	13001.00		3787500.22	10	378099.97	3409400.25
LIBRARY BOOKS	1232301.79	1193262.29	39039.50	2700.00	104360.00		146099.50	100	93919.50	52180.00
ELECTRICAL EQUIPMENTS	3252877.50	808761.16	2444116.34				2444116.34	15	366617.45	2077498.89
VEHICLE	700039.00	302370.91	397668.09			0.00	397668.09	15	59650.21	338017.88
<b>Total</b>	<b>85329141.08</b>	<b>30349314.53</b>	<b>54979826.55</b>	<b>260600.00</b>	<b>154741.50</b>	<b>0.00</b>	<b>55395168.05</b>		<b>6259130.32</b>	<b>49136037.73</b>