




Criterion 3: Research, Innovations and Extension

3.2.2 - Number of workshops/seminars conducted on Research Methodology, Intellectual Property Rights (IPR) and entrepreneurship during the year

STATISTICAL PACKAGE FOR SOCIAL SCIENCE



CAMPUS

Kottukulam Hills, Pathamuttom P. O., Kottayam – 686 532, Kerala | Tel: +91 481 2433787 | scas@saintgits.org

CORPORATE OFFICE

III Floor, Unity Building, K. K. Road, Kottayam – 686 002, Kerala | Tel: +91 481 2584330, 2300365 | mail@saintgits.org


www.saintgits.org



TOPIC: SPSS

RESOURCE PERSONS: ASST. PROF. JOSHUYA JOSE



An internal FDP on the Topic "Statistical Package for Social Science" was conducted by Asst Professor Joshija Jose on 31st May 2021 at 3pm via Google Meet. The programme intended to enhance the academic proficiency of faculties. The session started with the welcome address of the Principal Dr. K K John. The conclusion address for the sessions was given by Prof. M C Joseph, Associate Director of SCAS. The programme lasted till 4 pm.



Joshuya Jose

Assistant Professor

Department of Business Administration



FDP ON SPSS (2021-05-31 at 02:34 GMT-7)

The screenshot displays the SPSS Statistics interface with the following data and results:

Female	Male	Total
1200	14	1214
1100	21	1121
1300	6	1306
1400	10	1410
1500	17	1517
1600	8	1608
1700	20	1720
1800	11	1811
1900	9	1909
2000	3	2003
2100	0	2100
2200	1	2201
2300	3	2303
2400	0	2400
2500	0	2500
2600	0	2600
2700	0	2700
2800	0	2800
2900	0	2900
3000	0	3000
Total	68	253

Value	df	Asymp. Sig. (2-sided)
Pearson Chi-Square	100.119 ^a	.00
Likelihood Ratio	191.607	.00
Fisher's Linear-by-Linear Association	7.832	.005
N of Valid Cases	466	

^a. 0. Cells (.023%) have expected count less than 5. The minimum expected count is 1.

Measure by Interval	Measure	Value	Asymp. Std. Error ^a	Approx. T ^b	Approx. Sig.
Ordinal by Ordinal	Pearson's χ^2	176	.630	279.9	.001 ^c
	Continuity Correction	179	.641	280.4	.001 ^c
	N of Valid Cases	466			

^a A 95% confidence interval for the null hypothesis.
^b Using the asymptotic standard error assuming the null hypothesis.
^c Based on normal approximation.



33:51 / 1:26:38




Amey

FDP ON SPSS (2021-05-31 at 02:34 GMT-7)


The screenshot displays the IBM SPSS Statistics Data Editor interface. The main window shows a list of variables with columns for Name, Type, Measure, Missing, Columns, Align, Measure, and Role. The variables listed include GCV1 through GCV4, SBB1 through SBB4, GENDER, AGE, EDUCATIONAL, MARITALSTATUS, INCOME, A1 through A4, CREWENGO, SUSTANIA, ATTITUDE, SBBSCALE, BRANLEPE, SBB, GCV, and CA. The Measure column indicates the level of measurement for each variable, such as Scale, Ordinal, or Nominal. The Missing column shows the number of missing values for each variable. The Columns column indicates the column number for each variable. The Align column shows the alignment for each variable. The Measure column shows the measure for each variable. The Role column shows the role for each variable.

Name	Type	Measure	Missing	Columns	Align	Measure	Role
1 GCV1	Numeric	Scale	(100, none)	8	Right	Scale	Input
2 GCV2	Numeric	Scale	(100, none)	8	Right	Scale	Input
3 GCV3	Numeric	Scale	(100, none)	8	Right	Scale	Input
4 GCV4	Numeric	Scale	(100, none)	8	Right	Scale	Input
5 SBB1	Numeric	Scale	(100, none)	8	Right	Scale	Input
6 SBB2	Numeric	Scale	(100, none)	8	Right	Scale	Input
7 SBB3	Numeric	Scale	(100, none)	8	Right	Scale	Input
8 SBB4	Numeric	Scale	(100, none)	8	Right	Scale	Input
9 SBB5	Numeric	Scale	(100, none)	8	Right	Scale	Input
10 GENDER	Numeric	Scale	(1, none)	8	Right	Scale	Input
11 AGE	Numeric	Scale	(1, none)	6	Right	Scale	Input
12 EDUCATIONAL	Numeric	Scale	(1, none)	4	Right	Scale	Input
13 MARITALSTATUS	Numeric	Ordinal	(1, none)	7	Right	Ordinal	Input
14 INCOME	Numeric	Ordinal	(1, none)	10	Right	Ordinal	Input
15 A1	Numeric	Scale	(1, none)	8	Right	Scale	Input
16 A2	Numeric	Scale	(1, none)	8	Right	Scale	Input
17 A3	Numeric	Scale	(1, none)	8	Right	Scale	Input
18 A4	Numeric	Scale	(1, none)	8	Right	Scale	Input
19 CREWENGO	Numeric	Scale	(1, none)	25	Right	Scale	Input
20 SUSTANIA	Numeric	Scale	(1, none)	27	Right	Scale	Input
21 ATTITUDE	Numeric	Scale	(1, none)	10	Right	Scale	Input
22 SBBSCALE	Numeric	Scale	(1, none)	10	Right	Scale	Input
23 BRANLEPE	Numeric	Scale	(1, none)	21	Right	Scale	Input
24 SBB	Numeric	Scale	(1, none)	21	Right	Scale	Input
25 GCV	Numeric	Scale	(1, none)	10	Right	Scale	Input
26 CA	Numeric	Scale	(1, none)	10	Right	Scale	Input



Play (k)

24:39 / 1:26:38



Joshy

FDP ON SPSS (2021-05-31 at 02:34 GMT-7)

Report

	OCV1	OCV2	OCV3
Mean	3.1416	2.7372	3.1151
N	496	164	164
Std. Deviation	1.2742	1.2597	1.1525

T-Test

[DataSet1].D:\SSS.sav

Equal variances Assumed


	F	Sig.	t	df	Sig. (2-tailed)	Mean Difference	Std. Error Difference	90% Confidence Interval of the Difference	
GREEN CONSUMPTION VALUE	14.454	.000	-4.824	484	.000	-1.65074	.34238	-2.34502	-1.21546
			-4.857	490.001	.000	-1.63074	.34813	-2.37501	-1.20643



JOSHUA JOSE BBA


47:47

47:51 / 1:26:38



Amey

Participants	Joined
PREETHA THOMAS BCOM	31-06-2021 15:19:231
FDP SCAS	31-06-2021 15:19:231
Aadhira Merita Solomon	31-06-2021 15:19:231
ABY ALEX WILLIAM	31-06-2021 15:19:231
ABY ALEX WILLIAM Presentation	31-06-2021 15:19:231
ANJALY HARIKUMAR COMMERCE	31-06-2021 15:19:231
ANJU ANN HS	31-06-2021 15:19:231
ANU ZACHARIA ENG - SCAS	31-06-2021 15:19:231
Arun Padmanabhan	31-06-2021 15:19:231
ashly mathew	31-06-2021 15:19:231
Associate Director SCAS	31-06-2021 15:19:231
jisha jayakumar	31-06-2021 15:19:231
JOHNSYMOL JOY BCA	31-06-2021 15:19:231
JOSHYJA JOSE BBA	31-06-2021 15:19:231
LIDA MARIAM GEORGE COMMERCE	31-06-2021 15:19:231
MANU MOHAN CORPORATE ECONOMICS	31-06-2021 15:19:231
Neenu Ann Sunny	31-06-2021 15:19:231
Ouseppachan T.S	31-06-2021 15:19:231
PRINCIPAL SCAS	31-06-2021 15:19:231
RANI TOM Tom	31-06-2021 15:19:231
RESHMA RAVIMOHAN Commerce Dept.	31-06-2021 15:19:231
RESHMI SUSAN JACOB CORPORATE ECONOMICS	31-06-2021 15:19:231
RESMI G NAIR BCOM	31-06-2021 15:19:231
Sanal Jacob	31-06-2021 15:19:231
SEETHU JOHN	31-06-2021 15:19:231
SHERIN MARY BCA	31-06-2021 15:19:231
SHIJIN SCARIA VATTACHAL BBA	31-06-2021 15:19:231
Silpa Mary John BCOM	31-06-2021 15:19:231
sreeja ks	31-06-2021 15:19:231
SURABHI SUDHAKARAN P Commerce Dept.	31-06-2021 15:19:231
TANIA THOMAS BBA	31-06-2021 15:19:231
VIDYA R NAIR HS	31-06-2021 15:19:231
VINEETHA P GEORGE BCOM	31-06-2021 15:19:231



Owner

SAINTGITS
COLLEGE OF APPLIED SCIENCES

SPSS®

Faculty Development Program

On

STATISTICAL PACKAGE

FOR

THE SOCIAL SCIENCES

LEARN . GROW . EXCEL



SAINTGITS
LEARN.GROW.EXCEL

31st May 2021 @ 3.00 PM

Resource Person



Asst. Prof. Joshyja Jose

Saintgits College of Applied Sciences



Handwritten signature